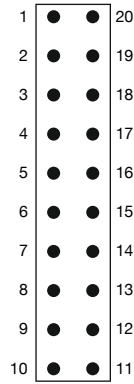


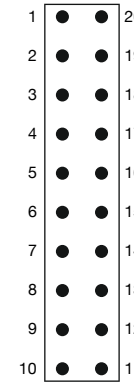
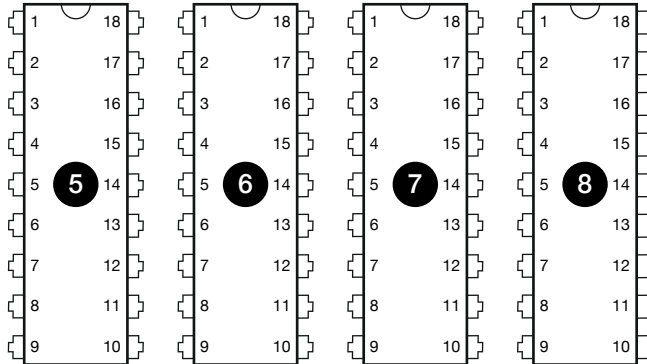
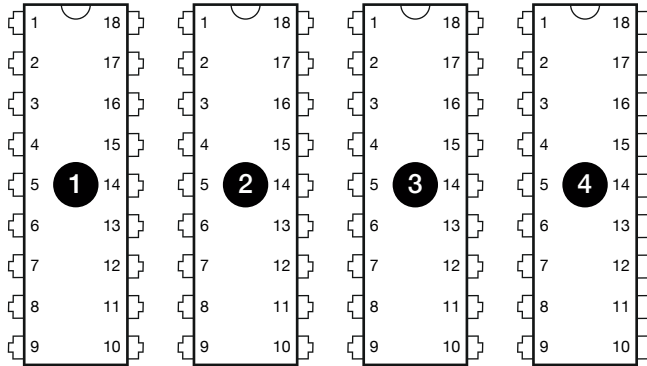
Matrix MatGraph C32
Art-Nr. T-C32-PT01010

256 KB RAM on Board:
HYUNDAI SEMICONDUCTOR
HY53C464-Series

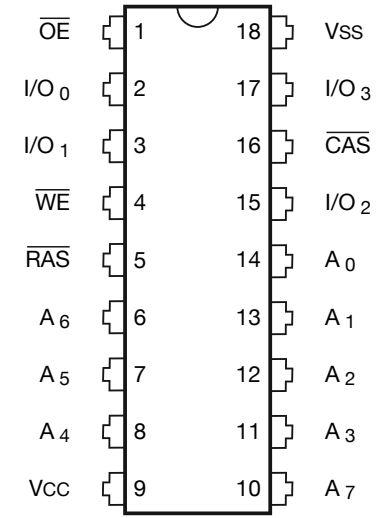
Durchgangsprüfung
2x Stiftleisten
(je 20 Pins)
zu
8x RAM-Bausteinen
(je 18 Pins)



A

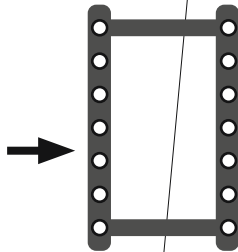


B



\overline{OE}	Output Enable
I/O ₀ - I/O ₂	Data Input / Output
\overline{WE}	Write Enable
\overline{RAS}	Row Address Strobe
A ₀ -A ₇	Address Input
VCC	Power (+5V)
Vss	Ground
\overline{CAS}	Column Address Strobe

Resistor entfernt →



Stiftleiste - PIN	RAM-Baustein	RAM-PIN	Stiftleiste - PIN	RAM-Baustein	RAM-PIN
A - 1	① ② ③ ④ ⑤ ⑥ ⑦ ⑧	14	A - 20	① ② ③ ④ ⑤ ⑥ ⑦ ⑧	13
A - 2	① ② ③ ④ ⑤ ⑥ ⑦ ⑧	12	A - 19	① ② ③ ④ ⑤ ⑥ ⑦ ⑧	11
A - 3	① ② ③ ④ ⑤ ⑥ ⑦ ⑧	8	A - 18	① ② ③ ④ ⑤ ⑥ ⑦ ⑧	7
A - 4	① ② ③ ④ ⑤ ⑥ ⑦ ⑧	6	A - 17	① ② ③ ④ ⑤ ⑥ ⑦ ⑧	10
A - 5	X	X	A - 16	X	X
A - 6	X	X	A - 15	X	X
A - 7	X	X	A - 14	X	X
A - 8	X	X	A - 13	X	X
A - 9	X	X	A - 12	① ② ③ ④ ⑤ ⑥ ⑦ ⑧	18
A - 10	① ② ③ ④ ⑤ ⑥ ⑦ ⑧	18	A - 11	① ② ③ ④ ⑤ ⑥ ⑦ ⑧	18

Stiftleiste - PIN	RAM-Baustein	RAM-PIN	Stiftleiste - PIN	RAM-Baustein	RAM-PIN
B - 1	④ ⑧	2	B - 20	④ ⑧	3
B - 2	④ ⑧	15	B - 19	④ ⑧	17
B - 3	③ ⑦	2	B - 18	③ ⑦	3
B - 4	③ ⑦	15	B - 17	③ ⑦	17
B - 5	② ⑥	2	B - 16	② ⑥	3
B - 6	② ⑥	15	B - 15	② ⑥	17
B - 7	① ⑤	2	B - 14	① ⑤	3
B - 8	① ⑤	15	B - 13	① ⑤	17
B - 9	① ② ⑤ ⑥	4	B - 12	③ ④ ⑦ ⑧	4
B - 10	① ② ③ ④ ⑤ ⑥ ⑦ ⑧	9	B - 11	① ② ③ ④ ⑤ ⑥ ⑦ ⑧	9